

EANCOM[®] 2002 S3

QALITY

Quality data message

Edition 2016

1. Introduction..... 2

2. Message Structure Chart 3

3. Branching Diagram..... 4

4. Segments Description 8

5. Segments Layout..... 11

6. Example(s) 38

1. Introduction

Status

MESSAGE TYPE : QUALITY
REFERENCE DIRECTORY : D.01B
EANCOM® SUBSET VERSION : 003

Definition

A message to enable the transmission of the results of tests performed to satisfy a specified product requirement. The content includes, but is not limited to, test data and measurements, statistical information, and the testing methods employed.

Principles

A Quality Data Message detail line may refer to either goods items or services.

The values within a Quality Data Message may refer to:

- a product or service,
- a product via batch references

A Quality Data Message may contain discrete or statistical values as well as product specification values.

2. Message Structure Chart

Quality Test Report Heading Section

UNH	1	M	1	- Message header
BGM	2	M	1	- Beginning of message
DTM	3	M	10	- Date/time/period
FTX	4	C	5	- Free text
SG1		C	10	- RFF-DTM
RFF	5	M	1	- Reference
DTM	6	C	2	- Date/time/period
SG2		C	10	- NAD-LOC-SG3-SG4
NAD	7	M	1	- Name and address
LOC	8	C	5	- Place/location identification
SG3		C	10	- RFF
RFF	9	M	1	- Reference
SG4		C	5	- CTA-COM
CTA	10	M	1	- Contact information
COM	11	C	5	- Communication contact

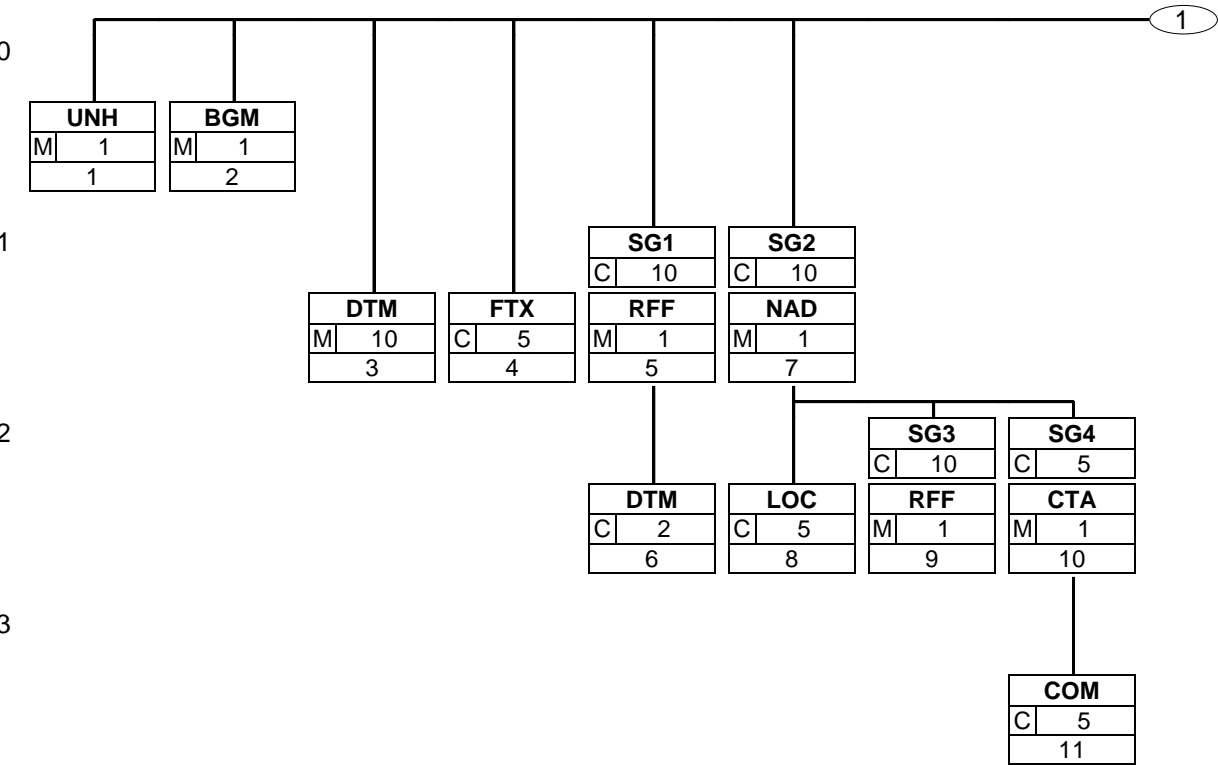
Quality Test Report Detail Section

SG5		C	200	- LIN-PIA-IMD-MEA-DTM-QTY-FTX-SG6-SG7-SG12
LIN	12	M	1	- Line item
PIA	13	C	10	- Additional product id
IMD	14	C	10	- Item description
MEA	15	C	10	- Measurements
DTM	16	C	10	- Date/time/period
QTY	17	C	99	- Quantity
FTX	18	C	5	- Free text
SG6		C	10	- RFF
RFF	19	M	1	- Reference
SG7		C	10	- NAD
NAD	20	M	1	- Name and address
SG12		C	200	- CCI-SG14
CCI	21	M	1	- Characteristic/class id
SG14		C	999	- MEA
MEA	22	M	1	- Measurements

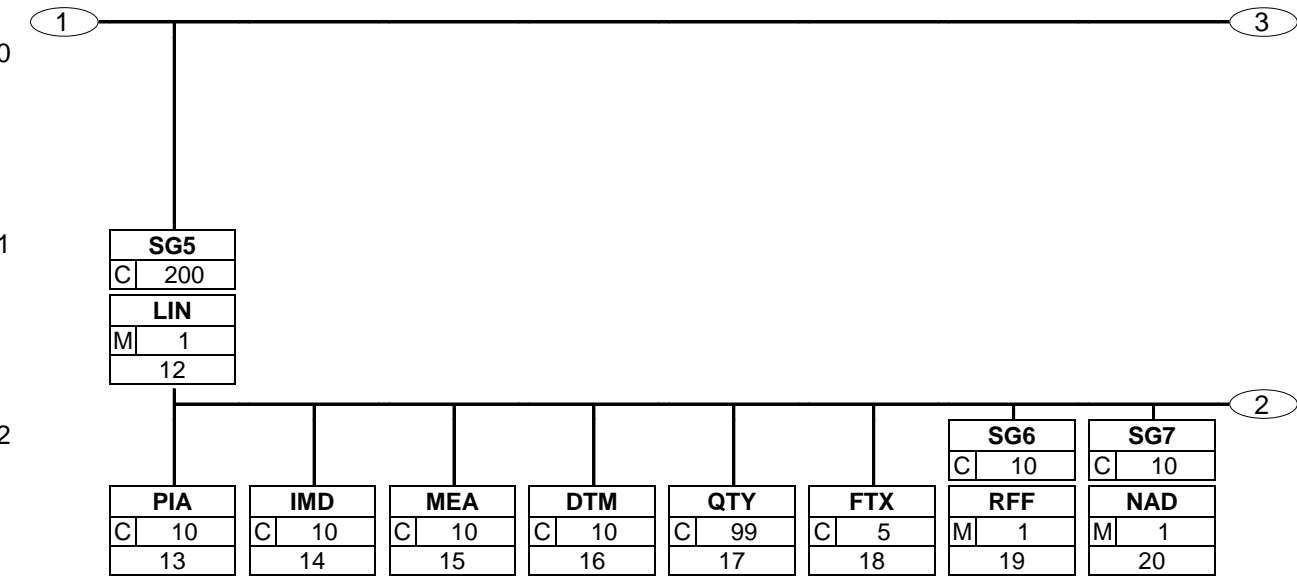
Quality Test Report Summary Section

UNT	23	M	1	- Message trailer
-----	----	---	---	-------------------

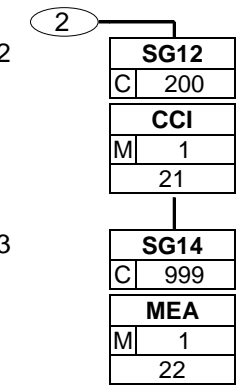
3. Branching Diagram



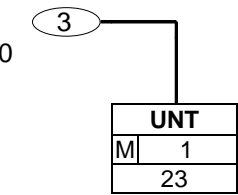
3. Branching Diagram



3. Branching Diagram



3. Branching Diagram



4. Segments Description

Quality Test Report Heading Section

UNH - M 1	- Message header This segment is used to head, identify and specify a message.
BGM - M 1	- Beginning of message This segment is used to indicate the type and function of a message and to transmit the identifying number.
DTM - M 10	- Date/time/period This segment is used to specify dates, and when relevant, times related to the whole message.
FTX - C 5	- Free text This segment is used to provide any free text information related to the complete quality test report.
SG1 - C 10	- RFF-DTM A segment group for referencing documents and where necessary, their dates, relating to the whole message, e.g. purchase order, shipment/consignment number.
RFF - M 1	- Reference This segment is used to identify any references which relate to the complete quality test report.
DTM - C 2	- Date/time/period This segment is used to specify any dates related to the reference provided in the previous RFF segment.
SG2 - C 10	- NAD-LOC-SG3-SG4 A group of segments identifying the parties relevant to the whole Quality Data Message, with associated information.
NAD - M 1	- Name and address This segment is used to identify the parties involved in the quality test report. Identification of the testing party and the party who ordered the test is mandatory in the message. The party to receive the test results may also be provided if different to the party who ordered the test.
LOC - C 5	- Place/location identification This segment is used to provide more precise details regarding the location where the test was performed by the testing party identified in the NAD segment, e.g. a specific laboratory.
SG3 - C 10	- RFF A segment group giving references relevant to the specified party.
RFF - M 1	- Reference This segment is used to identify references related to the party identified in the previous NAD segment.
SG4 - C 5	- CTA-COM A group of segments giving contact details of the specific person or department within the party identified in the NAD segment.
CTA - M 1	- Contact information This segment is used to identify contact departments and/or persons for the party identified in the NAD segment.
COM - C 5	- Communication contact This segment is used to specify a communication number for the contact identified in the previous CTA segment.

Quality Test Report Detail Section

4. Segments Description

SG5 - C 200	- LIN-PIA-IMD-MEA-DTM-QTY-FTX-SG6-SG7-SG12 A group of segments providing the relevant quality data for the specified product.
LIN - M 1	- Line item This segment is used to identify the line item on which a quality test is being made.
PIA - C 10	- Additional product id This segment is used to provide either the primary item identification, where no GTIN was provided in the LIN segment, or an additional identification to that specified in the LIN segment.
IMD - C 10	- Item description This segment is used to describe the item for which test results are being provided. This segment should only be used for items that cannot be fully identified by a GTIN.
MEA - C 10	- Measurements This segment is used to specify measurements relative to the item which has been tested, e.g. the weight of the item tested, range of temperatures which a meter should cater for, etc.
DTM - C 10	- Date/time/period This segment is used to specify any dates related to the current line item only.
QTY - C 99	- Quantity This segment is used to indicate the quantity tested for the current line item.
FTX - C 5	- Free text This segment is used to provide any free text information related to the current line item.
SG6 - C 10	- RFF A segment group for referencing documents relating to the line item.
RFF - M 1	- Reference This segment is used to provide any references which relate to the current line item only.
SG7 - C 10	- NAD A group of segments identifying the parties relevant to the line item only.
NAD - M 1	- Name and address This segment is used to identify any parties related to the current line item only.
SG12 - C 200	- CCI-SG14 A group of segments to be used to define a class of properties, the individual properties within that class and the related data (e.g. discrete values, statistical information, test methods). When this segment group is used, the data is directly related to the product specified.
CCI - M 1	- Characteristic/class id This segment is used to specify the characteristics of the test data, e.g. characteristics of the test performed, characteristics of the results. It is used as the trigger segment to the detailed test data for the current line item.
SG14 - C 999	- MEA A group of segments to allow measurement values or specification values to be specified. The data element Measurement Application Qualifier (6311) indicates the type of the values.
MEA - M 1	- Measurements This segment is used to provide test measurement data related to the current line item.

Quality Test Report Summary Section

4. Segments Description

UNT - M 1

- Message trailer

This segment is a mandatory UN/EDIFACT segment. It must always be the last segment in the message.

5. Segments Layout

This section describes each segment used in the EANCOM® Quality data message. The original EDIFACT segment layout is listed. The appropriate comments relevant to the EANCOM® subset are indicated.

Notes:

1. The segments are presented in the sequence in which they appear in the message. The segment or segment group tag is followed by the (M)andatory / (C)onditional indicator, the maximum number of occurrences and the segment description.
2. Reading from left to right, in column one, the data element tags and descriptions are shown, followed by in the second column the EDIFACT status (M or C), the field format, and the picture of the data elements. These first pieces of information constitute the original EDIFACT segment layout.

Following the EDIFACT information, EANCOM® specific information is provided in the third, fourth, and fifth columns. In the third column a status indicator for the use of (C)onditional EDIFACT data elements (see 2.1 through 2.3 below), in the fourth column the restricted indicator (see point 3 on the following page), and in the fifth column notes and code values used for specific data elements in the message.

- 2.1 (M)andatory data elements in EDIFACT segments retain their status in EANCOM®.
- 2.2 Additionally, there are five types of status for data elements with a (C)onditional EDIFACT status, whether for simple, component or composite data elements. These are listed below and can be identified when relevant by the following abbreviations:

- REQUIRED	R	Indicates that the entity is required and must be sent.
- ADVISED	A	Indicates that the entity is advised or recommended.
- DEPENDENT	D	Indicates that the entity must be sent in certain conditions, as defined by the relevant explanatory note.
- OPTIONAL	O	Indicates that the entity is optional and may be sent at the discretion of the user.
- NOT USED	N	Indicates that the entity is not used and should be omitted.

- 2.3 If a composite is flagged as **N, NOT USED**, all data elements within that composite will have blank status indicators assigned to them.
3. Status indicators detailed in the fourth column which directly relate to the code values detailed in the fifth **column** may have two values:

- RESTRICTED	*	A data element marked with an asterisk (*) in the fourth column indicates that the listed codes in column five are the only codes available for use with this data element, in this segment, in this message.
- OPEN		All data elements where coded representation of data is possible and a restricted set of code values is not indicated are open (no asterisk in fourth column). The available codes are listed in the EANCOM® Data Elements and Code Sets Directory. Code values may be given as examples or there may be a note on the format or type of code to be used.

4. Different colours are used for the code values in the segment details: restricted codes are in red and open codes in blue.

5. Segments Layout

Segment number: 1

UNH - M 1 - Message header				
Function: To head, identify and specify a message.				
	EDIFACT	GS1	*	Description
0062 Message reference number	M an..14	M		Senders unique message reference. Sequence number of messages in the interchange. De 0062 in UNT will have the same value. Generated by the sender.
S009 MESSAGE IDENTIFIER	M	M		
0065 Message type	M an..6	M	*	QUALITY = Quality data message
0052 Message version number	M an..3	M	*	D = Draft version/UN/EDIFACT Directory
0054 Message release number	M an..3	M	*	01B = Release 2001 - B
0051 Controlling agency	M an..2	M	*	UN = UN/CEFACT
0057 Association assigned code	C an..6	R	*	EAN003 = GS1 version control number (GS1 Permanent Code) Indicates that the message is the EANCOM version 003 of the UNSM Quality.
0068 Common access reference	C an..35	N		
S010 STATUS OF THE TRANSFER	C	N		
0070 Sequence of transfers	M n..2			
0073 First and last transfer	C a1			
Segment Notes: This segment is used to head, identify and specify a message. DE's 0065, 0052, 0054 and 0051: Indicate that the message is a UNSM Quality message based on the D.01B directory under the control of the United Nations. Example: UNH+1+QUALITY:D:01B:UN:EAN003'				

5. Segments Layout

Segment number: 2

BGM - M 1 - Beginning of message				
Function: To indicate the type and function of a message and to transmit the identifying number.				
	EDIFACT	GS1	*	Description
C002 DOCUMENT/MESSAGE NAME	C	R		
1001 Document name code	C an..3	R	*	4 = Test report
1131 Code list identification code	C an..17	N		
3055 Code list responsible agency code	C an..3	N		
1000 Document name	C an..35	O		
C106 DOCUMENT/MESSAGE IDENTIFICATION	C	R		
1004 Document identifier	C an..35	R		Test report number assigned by the document sender. For global unique identification of documents Global Document Type Identifier (GDTI) is available.
1056 Version identifier	C an..9	N		
1060 Revision identifier	C an..6	N		
1225 Message function code	C an..3	R	*	5 = Replace 9 = Original 31 = Copy 42 = Confirmation via specific means DE 1225: The message function, coded is a critical data element in this segment. It applies to all data indicated in the message. The following definitions apply for the restricted codes: 5 = Replace - The test report message cancels and replaces a previous test report. The previous message being cancelled is identified in the RFF segment in segment group 1. 9 = Original - An original transmission of a test report. 31 = Copy - A copy of a test report for a third party for information purposes. 42 = Confirmation via specific means - A confirmation of a previous test report sent by means other than EDI, e.g. Fax.
4343 Response type code	C an..3	N		
Segment Notes: This segment is used to indicate the type and function of a message and to transmit the identifying number. Example: BGM+4+123456+9'				

5. Segments Layout

Segment number: 3

DTM - M 10 - Date/time/period					
Function: To specify date, and/or time, or period.					
		EDIFACT	GS1	*	Description
C507	DATE/TIME/PERIOD	M	M		
2005	Date or time or period function code qualifier	Man..3	M	*	119 = Test completion date 137 = Document/message date/time 350 = Test start date
2380	Date or time or period value	C an..35	R		
2379	Date or time or period format code	C an..3	R		102 = CCYYMMDD 203 = CCYYMMDDHHMM
Segment Notes: This segment is used to specify dates, and when relevant, times related to the whole message. DE 2005: Identification of the 'Document/message date/time' (code value 137) is mandatory in an EANCOM message. Example: DTM+137:20020528:102'					

5. Segments Layout

Segment number: 4

FTX - C 5 - Free text					Description
Function:		EDIFACT	GS1	*	
To provide free form or coded text information.					
4451	Text subject code qualifier	M an..3	M	*	ITS = Testing instructions TIN = Test information (GS1 Temporary Code)
4453	Free text function code	C an..3	O		1 = Text for subsequent use 3 = Text for immediate use
C107	TEXT REFERENCE	C	D		References to a standard text. This composite is only used when trading partners have agreed to use mutually defined code values.
4441	Free text value code	M an..17	M		001 = standard text
1131	Code list identification code	C an..17	O		
3055	Code list responsible agency code	C an..3	D		86 = Assigned by party originating the message
C108	TEXT LITERAL	C	D		This composite is only used if coded text can not be used.
4440	Free text value	M an..512	M		
4440	Free text value	C an..512	O		
4440	Free text value	C an..512	O		
4440	Free text value	C an..512	O		
4440	Free text value	C an..512	O		
3453	Language name code	C an..3	D		ISO 639 two alpha code. This data element is only used when non coded free text has been provided in data element C108.
4447	Free text format code	C an..3	N		
<p>Segment Notes:</p> <p>This segment is used to provide any free text information related to the complete quality test report. Use of this segment in free form is not recommended since it may inhibit automatic processing of the test report. Coded references to standard texts is an available functionality which enables automatic processing and reduces transmission and processing overheads. Standard texts should be mutually defined among trading partners and can be used to cover legal and other requirements.</p> <p>Example: FTX+TIN+++FINAL TEST RESULTS'</p>					

5. Segments Layout

Segment number: 5

SG1 - C 10 - RFF-DTM				
RFF - M 1 - Reference				
Function: To specify a reference.				
	EDIFACT	GS1	*	Description
C506	REFERENCE	M	M	
1153	Reference code qualifier	M an..3	M	* ADD = Analysis number/test number TP = Test report number TS = Test specification number (GS1 Temporary Code) The code value 'TP' should only be used in this segment when code value '5, Replacement' has been used in data element 1225 of the BGM segment. The code value 'TS' is used to indicate a test specification provided by the party ordering the test which has been used during the testing process.
1154	Reference identifier	C an..70	R	
1156	Document line identifier	C an..6	N	
4000	Reference version identifier	C an..35	N	
1060	Revision identifier	C an..6	N	
Segment Notes: This segment is used to identify any references which relate to the complete quality test report. Example: RFF+ADD:123456				

5. Segments Layout

Segment number: 6

SG1		- C	10 - RFF-DTM		
DTM		- C	2 - Date/time/period		
Function:					
To specify date, and/or time, or period.					
		EDIFACT	GS1	*	Description
C507	DATE/TIME/PERIOD	M	M		
2005	Date or time or period function code qualifier	M an..3	M	*	171 = Reference date/time
2380	Date or time or period value	C an..35	R		
2379	Date or time or period format code	C an..3	R	*	102 = CCYYMMDD
Segment Notes:					
This segment is used to specify any dates related to the reference provided in the previous RFF segment.					
Example:					
DTM+171:20020528:102'					

5. Segments Layout

Segment number: 7

SG2 - C 10 - NAD-LOC-SG3-SG4				
NAD - M 1 - Name and address				
Function: To specify the name/address and their related function, either by C082 only and/or unstructured by C058 or structured by C080 thru 3207.				
	EDIFACT	GS1	*	Description
3035 Party function code qualifier	M an..3	M		OB = Ordered by TPE = Testing party (GS1 Temporary Code) TS = Party to receive certified test results
C082 PARTY IDENTIFICATION DETAILS	C	A		
3039 Party identifier	M an..35	M		For identification of parties it is recommended to use GLN - Format n13.
1131 Code list identification code	C an..17	N		
3055 Code list responsible agency code	C an..3	R	*	9 = GS1
C058 NAME AND ADDRESS	C	O		This composite may only be used to fulfill the requirements of directive 2003/58/EC, article 4.
3124 Name and address description	M an..35	M		
3124 Name and address description	C an..35	O		
3124 Name and address description	C an..35	O		
3124 Name and address description	C an..35	O		
3124 Name and address description	C an..35	O		
C080 PARTY NAME	C	D		
3036 Party name	M an..35	M		Party name in clear text.
3036 Party name	C an..35	O		
3036 Party name	C an..35	O		
3036 Party name	C an..35	O		
3036 Party name	C an..35	O		
3045 Party name format code	C an..3	O		
C059 STREET	C	D		
3042 Street and number or post office box identifier	M an..35	M		Building Name/Number and Street
3042 Street and number or post office box identifier	C an..35	O		Name and/or P.O. Box.
3042 Street and number or post office box identifier	C an..35	O		
3042 Street and number or post office box identifier	C an..35	O		
3164 City name	C an..35	D		City/Town name, clear text
C819 COUNTRY SUB-ENTITY DETAILS	C	D		
3229 Country sub-entity name code	C an..9	O		
1131 Code list identification code	C an..17	O		
3055 Code list responsible agency	C an..3	O		

5. Segments Layout

Segment number: 7

	EDIFACT	GS1	*	Description
code				
3228 Country sub-entity name	C an..70	O		County/State, clear text.
3251 Postal identification code	C an..17	D		Postal Code
3207 Country name code	C an..3	D		ISO 3166 two alpha code

Segment Notes:

This segment is used to identify the parties involved in the quality test report. Identification of the testing party and the party who ordered the test is mandatory in the message. The party to receive the test results may also be provided if different to the party who ordered the test.

Example:

NAD+TPE+3787654010223::9'

Dependency Notes:

The following composites and data elements are only used when a coded name and address can not be used.

The affected composites and data elements are as follows;

C080 - C059 - 3164 - C819 - 3251 - 3207

5. Segments Layout

Segment number: 8

SG2		- C	10 - NAD-LOC-SG3-SG4		
LOC		- C	5 - Place/location identification		
Function:					
To identify a place or a location and/or related locations.					
		EDIFACT	GS1	*	Description
3227	Location function code qualifier	M an..3	M	*	21E = Testing location (GS1 Temporary Code)
C517	LOCATION IDENTIFICATION	C	R		
3225	Location name code	C an..25	A		GLN - Format n13
1131	Code list identification code	C an..17	O		
3055	Code list responsible agency code	C an..3	D		9 = GS1 DE 3055 must be used if DE 3225 is used and does not contain an UN/LOCODE.
3224	Location name	C an..256	O		
C519	RELATED LOCATION ONE IDENTIFICATION	C	N		
3223	First related location name code	C an..25			
1131	Code list identification code	C an..17			
3055	Code list responsible agency code	C an..3			
3222	First related location name	C an..70			
C553	RELATED LOCATION TWO IDENTIFICATION	C	N		
3233	Second related location name code	C an..25			
1131	Code list identification code	C an..17			
3055	Code list responsible agency code	C an..3			
3232	Second related location name	C an..70			
5479	Relation code	C an..3	N		
Segment Notes:					
This segment is used to provide more precise details regarding the location where the test was performed by the testing party identified in the NAD segment, e.g. a specific laboratory.					
Example:					
LOC+21E+5412345000013::9'					

5. Segments Layout

Segment number: 9

SG2	- C	10 - NAD-LOC-SG3-SG4
SG3	- C	10 - RFF
RFF	- M	1 - Reference

Function:
To specify a reference.

	EDIFACT	GS1	*	Description
C506 REFERENCE	M	M		
1153 Reference code qualifier	Man..3	M	*	YC1 = Additional party identification (GS1 Temporary Code) GN = Government reference number VA = VAT registration number
1154 Reference identifier	C an..70	R		
1156 Document line identifier	C an..6	N		
4000 Reference version identifier	C an..35	N		
1060 Revision identifier	C an..6	N		

Segment Notes:
This segment is used to identify references related to the party identified in the previous NAD segment.

Example:
RFF+VA:AS-1552'

5. Segments Layout

Segment number: 10

SG2	- C	10 - NAD-LOC-SG3-SG4
SG4	- C	5 - CTA-COM
CTA	- M	1 - Contact information

Function:				
To identify a person or a department to whom communication should be directed.				
		EDIFACT	GS1	* Description
3139	Contact function code	C an..3	R	
				IC = Information contact
C056	DEPARTMENT OR EMPLOYEE DETAILS	C	O	
3413	Department or employee name code	C an..17	O	
3412	Department or employee name	C an..35	O	

Segment Notes:				
This segment is used to identify contact departments and/or persons for the party identified in the NAD segment.				
The Global Location Number GLN - Format n13 - is particularly suitable for this purpose.				
Example:				
CTA+IC+:A.CHEQUERS'				

5. Segments Layout

Segment number: 11

SG2	- C	10 - NAD-LOC-SG3-SG4
SG4	- C	5 - CTA-COM
COM	- C	5 - Communication contact
Function:		
To identify a communication number of a department or a person to whom communication should be directed.		
	EDIFACT	GS1 * Description
C076 COMMUNICATION CONTACT	M	M
3148 Communication address identifier	Man..512	M
3155 Communication address code qualifier	Man..3	M
EM = Electronic mail TE = Telephone AO = Uniform Resource Location (URL)		
Segment Notes:		
This segment is used to specify a communication number for the contact identified in the previous CTA segment.		
Example:		
COM+3223462286:TE'		
(i.e. 32 for Belgium, 2 for Brussels, 3462286 for telephone number)		

5. Segments Layout

Segment number: 12

SG5 - C 200 - LIN-PIA-IMD-MEA-DTM-QTY-FTX-SG6-SG7-SG12				
LIN - M 1 - Line item				
Function: To identify a line item and configuration.				
	EDIFACT	GS1	*	Description
1082 Line item identifier	C an..6	R		Application generated count of the number of test report lines in this message.
1229 Action request/notification description code	C an..3	N		
C212 ITEM NUMBER IDENTIFICATION	C	D		This composite will only be used for the identification of GS1 codes. If another coding structure is being used, e.g. supplier issued article numbers, then this composite will not be used and the code will be detailed in the PIA segment.
7140 Item identifier	C an..35	R		Format n..14 GTIN - this is the number of the article for which test results are being reported.
7143 Item type identification code	C an..3	R	*	SRV = GS1 Global Trade Item Number
1131 Code list identification code	C an..17	N		
3055 Code list responsible agency code	C an..3	N		
C829 SUB-LINE INFORMATION	C	D		
5495 Sub-line indicator code	C an..3	R	*	1 = Sub-line information
1082 Line item identifier	C an..6	R		
1222 Configuration level number	C n..2	N		
7083 Configuration operation code	C an..3	N		
<p>Segment Notes:</p> <p>This segment is used to identify the line item on which a quality test is being made. If Global Trade Item Numbers are available it is mandatory to use GTIN within the LIN segment. The detail section of the quality message is formed by a repeating group of segments, always starting with the LIN segment. Each occurrence of LIN will usually correspond to a different item for which test results are being provided.</p> <p>Example: LIN+1++5412345111115:SRV'</p> <p>Dependency Notes: C829 is only used when sub-lines are required. FOR A MORE COMPLETE DESCRIPTION ON THE USAGE OF SUB-LINES PLEASE REFER TO PART I, SECTION 4.10.</p>				

5. Segments Layout

Segment number: 13

SG5	- C	200 - LIN-PIA-IMD-MEA-DTM-QTY-FTX-SG6-SG7-SG12			
PIA	- C	10 - Additional product id			
Function:					
To specify additional or substitutional item identification codes.					
		EDIFACT	GS1	*	Description
4347	Product identifier code qualifier	M an..3	M	*	1 = Additional identification 5 = Product identification Product Id function has the following restricted coded functions; 1 = Additional identification - To provide an additional identity for the item identified in the LIN segment. The additional identification can consist of : A supplemental identification which provides more information which is complementary to the GTIN provided in the LIN segment, e.g. a promotional variant number, product group number, etc. 5 = Product identification - To provide a primary product code where no product code was provided in composite C212 in the LIN segment.
C212	ITEM NUMBER IDENTIFICATION	M	M		
7140	Item identifier	C an..35	R		
7143	Item type identification code	C an..3	R		IN = Buyer's item number MF = Manufacturer's (producer's) article number SA = Supplier's article number SN = Serial number
1131	Code list identification code	C an..17	O		
3055	Code list responsible agency code	C an..3	D		9 = GS1 90 = Assigned by manufacturer 91 = Assigned by supplier or supplier's agent 92 = Assigned by buyer or buyer's agent
C212	ITEM NUMBER IDENTIFICATION	C	O		
7140	Item identifier	C an..35	R		
7143	Item type identification code	C an..3	R		
1131	Code list identification code	C an..17	O		
3055	Code list responsible agency code	C an..3	D		
C212	ITEM NUMBER IDENTIFICATION	C	O		
7140	Item identifier	C an..35	R		
7143	Item type identification code	C an..3	R		
1131	Code list identification code	C an..17	O		
3055	Code list responsible agency code	C an..3	D		
C212	ITEM NUMBER IDENTIFICATION	C	O		
7140	Item identifier	C an..35	R		

5. Segments Layout

Segment number: 13

		EDIFACT	GS1	*	Description
7143	Item type identification code	C an..3	R		
1131	Code list identification code	C an..17	O		
3055	Code list responsible agency code	C an..3	D		
C212	ITEM NUMBER IDENTIFICATION	C	O		
7140	Item identifier	C an..35	R		
7143	Item type identification code	C an..3	R		
1131	Code list identification code	C an..17	O		
3055	Code list responsible agency code	C an..3	D		

Segment Notes:

This segment is used to provide either the primary item identification, where no GTIN was provided in the LIN segment, or an additional identification to that specified in the LIN segment.

Examples:

PIA+1+AX-1223:SA'

In this example the suppliers article number AX-1223 is provided in the PIA segment as an additional identification to the GTIN provided in the LIN segment.

PIA+5+N15556:SA'

In this example the supplier's article number N15556 is provided as the primary product identification.

5. Segments Layout

Segment number: 14

SG5		- C	200 - LIN-PIA-IMD-MEA-DTM-QTY-FTX-SG6-SG7-SG12		
IMD		- C	10 - Item description		
Function:					
To describe an item in either an industry or free format.					
		EDIFACT	GS1	*	Description
7077	Description format code	C an..3	O	*	C = Code (from industry code list) F = Free-form B = Code and text
C272	ITEM CHARACTERISTIC	C	O		
7081	Item characteristic code	C an..3	R		
1131	Code list identification code	C an..17	O		
3055	Code list responsible agency code	C an..3	D	*	9 = GS1 Must be used if DE7081 contains an GS1 code.
C273	ITEM DESCRIPTION	C	A		
7009	Item description code	C an..17	O		CU = Consumer unit (GS1 Permanent Code) DU = Despatch unit (GS1 Permanent Code) TU = Traded unit (GS1 Permanent Code)
1131	Code list identification code	C an..17	O		
3055	Code list responsible agency code	C an..3	D		9 = GS1
7008	Item description	C an..256	O		
7008	Item description	C an..256	O		
3453	Language name code	C an..3	O		
7383	Surface or layer code	C an..3	N		
Segment Notes:					
This segment is used to describe the item for which test results are being provided. This segment should only be used for items that cannot be fully identified by a GTIN.					
Example:					
IMD+F++++:SIEMENS METER:ALL SERVICES'					
The item tested was an All Services Siemens Meter.					

5. Segments Layout

Segment number: 15

SG5		- C	200 - LIN-PIA-IMD-MEA-DTM-QTY-FTX-SG6-SG7-SG12		
MEA		- C	10 - Measurements		
Function:					
To specify physical measurements, including dimension tolerances, weights and counts.					
		EDIFACT	GS1	*	Description
6311	Measurement purpose code qualifier	M an..3	M		PD = Physical dimensions (product ordered) SV = Specification value
C502	MEASUREMENT DETAILS	C	A		
6313	Measured attribute code	C an..3	A		AAU = Operative temperature DI = Diameter LN = Length dimension
6321	Measurement significance code	C an..3	O		3 = Approximately 4 = Equal to
6155	Non-discrete measurement name code	C an..17	O		
6154	Non-discrete measurement name	C an..70	O		
C174	VALUE/RANGE	C	R		
6411	Measurement unit code	M an..3	M		CEL = degree celsius FAH = degree Fahrenheit MMT = millimetre VLT = volt
6314	Measurement value	C an..18	O		
6162	Range minimum value	C n..18	O		
6152	Range maximum value	C n..18	O		
6432	Significant digits quantity	C n..2	N		
7383	Surface or layer code	C an..3	N		
Segment Notes:					
This segment is used to specify measurements relative to the item which has been tested, e.g. the weight of the item tested, range of temperatures which a meter should cater for, etc.					
Example:					
MEA+SV+AAU+CEL::20:150'					
The current item has a specification value in the range of 20 to 150 degrees celsius.					

5. Segments Layout

Segment number: 16

SG5		- C	200 - LIN-PIA-IMD-MEA-DTM-QTY-FTX-SG6-SG7-SG12		
DTM		- C	10 - Date/time/period		
Function:					
To specify date, and/or time, or period.					
		EDIFACT	GS1	*	Description
C507	DATE/TIME/PERIOD	M	M		
2005	Date or time or period function code qualifier	M an..3	M	*	94 = Production/manufacture date 119 = Test completion date 350 = Test start date
2380	Date or time or period value	C an..35	R		
2379	Date or time or period format code	C an..3	R		102 = CCYYMMDD 203 = CCYYMMDDHHMM
Segment Notes:					
This segment is used to specify any dates related to the current line item only.					
Example:					
DTM+94:20020528:102'					

5. Segments Layout

Segment number: 17

SG5	- C	200 - LIN-PIA-IMD-MEA-DTM-QTY-FTX-SG6-SG7-SG12			
QTY	- C	99 - Quantity			
Function: To specify a pertinent quantity.					
		EDIFACT	GS1	*	Description
C186	QUANTITY DETAILS	M	M		
6063	Quantity type code qualifier	M an..3	M	*	74 = Latest cumulative quantity 79 = Previous cumulative quantity 99 = Estimated quantity 40E = Quantity tested (GS1 Temporary Code)
6060	Quantity	M an..35	M		
6411	Measurement unit code	C an..3	D		KGM = kilogram MTQ = cubic metre MWH = megawatt hour (1000 kW.h) This DE is only used if the product which was tested is a variable quantity product.
Segment Notes: This segment is used to indicate the quantity tested for the current line item. Example: QTY+40E:400'					

5. Segments Layout

Segment number: 18

SG5 - C 200 - LIN-PIA-IMD-MEA-DTM-QTY-FTX-SG6-SG7-SG12				
FTX - C 5 - Free text				
Function: To provide free form or coded text information.				
	EDIFACT	GS1	*	Description
4451 Text subject code qualifier	M an..3	M	*	ITS = Testing instructions TIN = Test information (GS1 Temporary Code)
4453 Free text function code	C an..3	O		1 = Text for subsequent use 3 = Text for immediate use
C107 TEXT REFERENCE	C	D		References to a standard text. This composite is only used when trading partners have agreed to use mutually defined code values.
4441 Free text value code	Man..17	M		001 = standard text
1131 Code list identification code	C an..17	O		
3055 Code list responsible agency code	C an..3	D		91 = Assigned by supplier or supplier's agent 92 = Assigned by buyer or buyer's agent
C108 TEXT LITERAL	C	D		This composite is only used if coded text can not be used.
4440 Free text value	Man..512	M		
4440 Free text value	C an..512	O		
4440 Free text value	C an..512	O		
4440 Free text value	C an..512	O		
4440 Free text value	C an..512	O		
3453 Language name code	C an..3	D		ISO 639 two alpha code This data element is only used when non coded free text has been provided in data element C108.
4447 Free text format code	C an..3	N		
Segment Notes: This segment is used to provide any free text information related to the current line item. Use of this segment in free form is not recommended since it may inhibit automatic processing of the test report. Coded references to standard texts is an available functionality which enables automatic processing and reduces transmission and processing overheads. Standard texts should be mutually defined among trading partners and can be used to cover legal and other requirements. Example: FTX+TIN+++TESTED ON MACHINE NUMBER 86'				

5. Segments Layout

Segment number: 19

SG5	- C	200 - LIN-PIA-IMD-MEA-DTM-QTY-FTX-SG6-SG7-SG12
SG6	- C	10 - RFF
RFF	- M	1 - Reference

Function:

To specify a reference.

		EDIFACT	GS1	*	Description
C506	REFERENCE	M	M		
1153	Reference code qualifier	M an..3	M		ADD = Analysis number/test number TS = Test specification number (GS1 Temporary Code)
1154	Reference identifier	C an..70	R		
1156	Document line identifier	C an..6	O		
4000	Reference version identifier	C an..35	N		
1060	Revision identifier	C an..6	N		

Segment Notes:

This segment is used to provide any references which relate to the current line item only.

Example:

RFF+ADD:6552'

5. Segments Layout

Segment number: 20

SG5	- C	200 - LIN-PIA-IMD-MEA-DTM-QTY-FTX-SG6-SG7-SG12			
SG7	- C	10 - NAD			
NAD	- M	1 - Name and address			
Function:					
To specify the name/address and their related function, either by C082 only and/or unstructured by C058 or structured by C080 thru 3207.					
		EDIFACT	GS1	*	Description
3035	Party function code qualifier	M an..3	M		MF = Manufacturer of goods
C082	PARTY IDENTIFICATION DETAILS	C	A		
3039	Party identifier	M an..35	M		For identification of parties it is recommended to use GLN - Format n13.
1131	Code list identification code	C an..17	N		
3055	Code list responsible agency code	C an..3	R	*	9 = GS1
C058	NAME AND ADDRESS	C	O		This composite may only be used to fulfill the requirements of directive 2003/58/EC, article 4.
3124	Name and address description	M an..35	M		
3124	Name and address description	C an..35	O		
3124	Name and address description	C an..35	O		
3124	Name and address description	C an..35	O		
3124	Name and address description	C an..35	O		
C080	PARTY NAME	C	D		
3036	Party name	M an..35	M		Party name in clear text.
3036	Party name	C an..35	O		
3036	Party name	C an..35	O		
3036	Party name	C an..35	O		
3036	Party name	C an..35	O		
3045	Party name format code	C an..3	O		
C059	STREET	C	D		
3042	Street and number or post office box identifier	M an..35	M		Building Name/Number and Street
3042	Street and number or post office box identifier	C an..35	O		Name and/or P.O. Box.
3042	Street and number or post office box identifier	C an..35	O		
3042	Street and number or post office box identifier	C an..35	O		
3164	City name	C an..35	D		City/Town name, clear text
C819	COUNTRY SUB-ENTITY DETAILS	C	D		
3229	Country sub-entity name code	C an..9	O		
1131	Code list identification code	C an..17	O		
3055	Code list responsible agency	C an..3	O		

5. Segments Layout

Segment number: 20

	EDIFACT	GS1	*	Description
code				
3228 Country sub-entity name	C an..70	O		County/State, clear text.
3251 Postal identification code	C an..17	D		Postal Code
3207 Country name code	C an..3	D		ISO 3166 two alpha code

Segment Notes:

This segment is used to identify any parties related to the current line item only.

Example:

NAD+MF+3787654010223::9'

Dependency Notes:

The following composites and data elements are only used when a coded name and address can not be used.

The affected composites and data elements are as follows;

C080 - C059 - 3164 - C819 - 3251 - 3207

5. Segments Layout

Segment number: 21

SG5	- C	200 - LIN-PIA-IMD-MEA-DTM-QTY-FTX-SG6-SG7-SG12
SG12	- C	200 - CCI-SG14
CCI	- M	1 - Characteristic/class id
Function:		
To identify and describe a specific characteristic and its relevance for subsequent business processes.		
	EDIFACT	GS1 * Description
7059 Class type code	C an..3	R * TES = Test characteristic (GS1 Temporary Code)
C502 MEASUREMENT DETAILS	C	N
6313 Measured attribute code	C an..3	
6321 Measurement significance code	C an..3	
6155 Non-discrete measurement name code	C an..17	
6154 Non-discrete measurement name	C an..70	
C240 PRODUCT CHARACTERISTIC	C	N
7037 Characteristic description code	M an..17	
1131 Code list identification code	C an..17	
3055 Code list responsible agency code	C an..3	
7036 Characteristic description	C an..35	
7036 Characteristic description	C an..35	
4051 Characteristic relevance code	C an..3	N
Segment Notes:		
This segment is used to specify the characteristics of the test data, e.g. characteristics of the test performed, characteristics of the results. It is used as the trigger segment to the detailed test data for the current line item.		
Example: CCI+TES'		

5. Segments Layout

Segment number: 22

SG5	- C	200 - LIN-PIA-IMD-MEA-DTM-QTY-FTX-SG6-SG7-SG12			
SG12	- C	200 - CCI-SG14			
SG14	- C	999 - MEA			
MEA	- M	1 - Measurements			
Function:					
To specify physical measurements, including dimension tolerances, weights and counts.					
		EDIFACT	GS1	*	Description
6311	Measurement purpose code qualifier	M an..3	M		TR = Test result MV = Measured value (GS1 Temporary Code)
C502	MEASUREMENT DETAILS	C	A		
6313	Measured attribute code	C an..3	A		AAO = Humidity AAP = Voltage AAR = Heat dissipation ENE = Energy efficiency (GS1 Temporary Code) TC = Temperature
6321	Measurement significance code	C an..3	O		
6155	Non-discrete measurement name code	C an..17	N		
6154	Non-discrete measurement name	C an..70	N		
C174	VALUE/RANGE	C	R		
6411	Measurement unit code	M an..3	M		CEL = degree celsius LTR = litre MWH = megawatt hour (1000 kW.h) VLT = volt
6314	Measurement value	C an..18	O		
6162	Range minimum value	C n..18	O		
6152	Range maximum value	C n..18	O		
6432	Significant digits quantity	C n..2	N		
7383	Surface or layer code	C an..3	N		
Segment Notes:					
This segment is used to provide test measurement data related to the current line item.					
Example:					
MEA+MV+TC+CEL::40:110'					
The test was carried out using temperatures in the range of 40 to 110 degrees celsius.					
MEA+TR+AAR+MWH:0.5'					
The heat dissipated during the test was 0.5 megawatt hours.					

5. Segments Layout

Segment number: 23

UNT - M 1 - Message trailer				
Function: To end and check the completeness of a message.				
	EDIFACT	GS1	*	Description
0074	Number of segments in the message	M n..6	M	The total number of segments in the message is detailed here.
0062	Message reference number	M an..14	M	The message reference detailed here should be equal to the one specified in the UNH segment.
Segment Notes: This segment is a mandatory UN/EDIFACT segment. It must always be the last segment in the message. Example: UNT+25+1'				

6. Examples

The following is an example of a Quality message sent on the 15th of June 2002 by the testing party Stockholm Meter Service to the party, identified by GLN 5412345123453, who ordered the test.

The message which is identified by the number 45223, provides test results for a meter according to the test specification number 52114.

UNH+ME000001+QUALITY:D:01B:UN:EAN003'	Message header
BGM+4+45223+9'	Quality message number 45223
DTM+137:20020615:102'	Message date 15th June 2002
RFF+TS:52114'	Test specification number 52114
NAD+OB+5412345123453::9'	Ordering party identified by GLN 5412345123453
NAD+TPE+++STOCKHOLM METER SERVICES'	Testing party Stockholm Meter Services
CTA+IC+:BJORN NIELSEN'	Testing party contact person
COM+031-13425:TE'	Telephone number for contact person
COM+031-13455:FX'	Fax number for contact person
LIN+1++5412345111115:SRV'	Identification of the test carried out for the article identified by GTIN 5412345111115
PIA+1+SE-OSC-K135:SA'	Identification of meter type using supplier allocated number
PIA+1+SVM93:MF'	Identification of the manufacturers article number
PIA+1+9216995:SN'	Identification of meter serial number
IMD+F+++:::PROTOCOL OF METER:CONTROL DATA'	Description of the test
MEA+SV+AAU+CEL::20:150'	Specification of operating temperature range in celsius
DTM+94:20010212:102'	Meter manufactured on the 12th of February 2001
QTY+79:17108:MWH'	Previous meter read 17108 megawatt hours
QTY+79:34608:MTQ'	Previous meter read 34608 cubic metres
QTY+74:17119:MWH'	Latest meter read 17119 megawatt hours
QTY+74:34641:MTQ'	Latest meter read 34641 cubic metres
NAD+MF+++SVM'	Identification of the manufacturer of the meter
CCI+TES'	Indication of start of first test results
MEA+MV+TC+CEL::50:50'	Test measured value in temperature range of 50-50 degrees celsius
MEA+TR+ENE+MWH:0.5'	Test results = energy efficiency of 0.5 megawatt hours
CCI+TES'	Indication of start of second test results

6. Examples

MEA+MV+TC+CEL::49:50'	Test measured value in temperature range of 49-50 degrees celsius
MEA+TR+ENE+MWH:47.6'	Test results = energy efficiency of 47.6 megawatt hours
CCI+TES'	Indication of start of third test results
MEA+MV+TC+CEL::70:73'	Test measured value in temperature range of 70-73 degrees celsius
MEA+TR+ENE+MWH:140.8'	Test results = energy efficiency of 140.8 megawatt hours
CCI+TES'	Indication of start of fourth test results
MEA+MV+TC+CEL::60:67'	Test measured value in temperature range of 60-67 degrees celsius
MEA+TR+ENE+MWH:328.9'	Test results = energy efficiency of 328.9 megawatt hours
CCI+TES'	Indication of start of fifth test results
MEA+MV+TC+CEL::60:73'	Test measured value in temperature range of 60-73 degrees celsius
MEA+TR+ENE+MWH:610.8'	Test results = energy efficiency of 610.8 megawatt hours
UNT+37+ME000001'	Total number of segments in the message equals 37

Note:

The EDI interchange will include the UNB...UNZ segments and, if applicable, the UNG...UNE segments (see Part 1, section 5.7)